


Make it all  
the way to  
Sight Word  
Station!



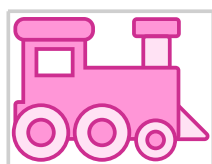
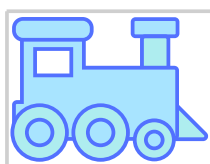
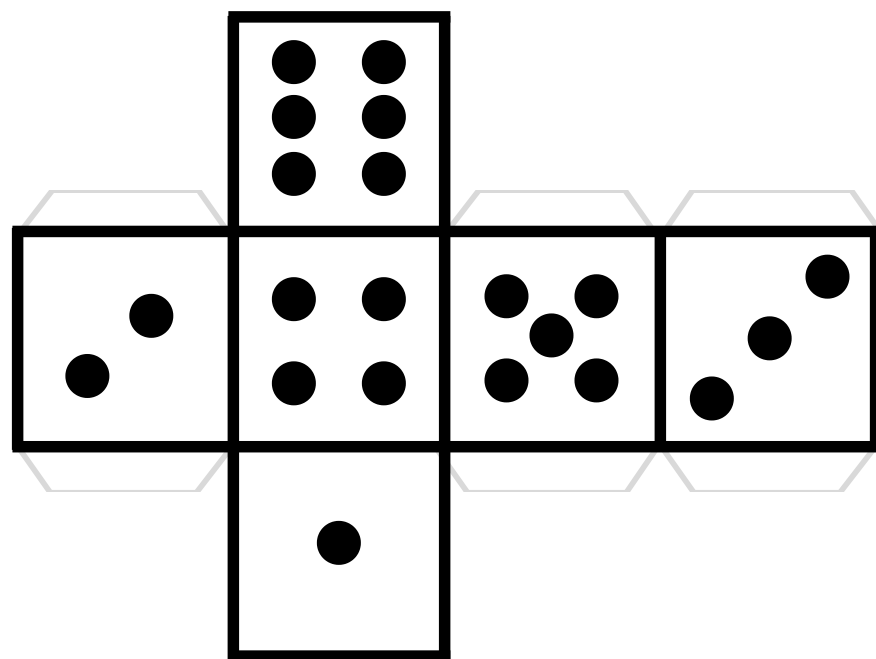
Start  
Here

Finish!

welcome to  
sight word  
station



the	on	one	said	other	him	could	long
of	are	had	there	about	into	people	down
and	as	by	use	out	time	my	day
a	with	words	an	many	has	than	did
to	his	but	each	then	look	first	get
in	they	not	which	them	two	water	come
is	I	what	she	these	more	been	made
you	at	all	do	so	write	called	may
that	be	were	how	some	go	who	part
it	this	we	their	her	see	oil	
he	have	when	if	would	number	sit	
was	from	your	will	make	no	now	
for	or	can	up	like	way	find	



## Instructions:

1. Either laminate & write one sight word onto each game space with dry erase marker, or cut out and use the words on the previous page to tape onto each space. (Pick some words your child needs the most work on, and some they know well to play.)
2. Cut out the paper dice shown, fold on the lines and tape together. Cut out game pieces.
3. To play, each player rolls the dice to determine how many spaces to go forward. Player must spell the word correctly to stay on the space, or go back one space. Player to finish line wins.